

## Nifty Snapshot

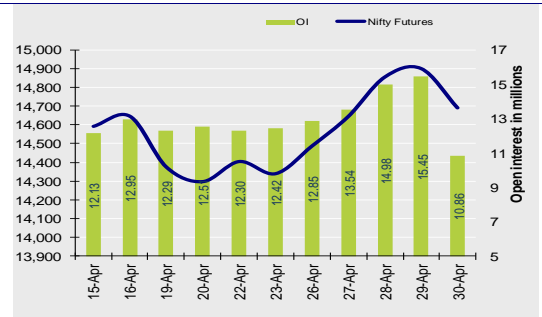
	Close	Prv Cl.	Ab chg	% chg
<b>Spot</b>	14,631.1	14,894.9	-263.80	-1.77
<b>Futures</b>	14,690.8	14,901.1	-210.35	-1.41
<b>OI (ml shr)</b>	10.86	15.45	-4.59	-29.71
<b>Vol (lots)</b>	172796	256790	-83994	-32.7
<b>COC</b>	59.70	6.25	53.45	855.2
<b>PCR-OI</b>	1.07	1.34	-0.27	-20.4

## Market Summary:

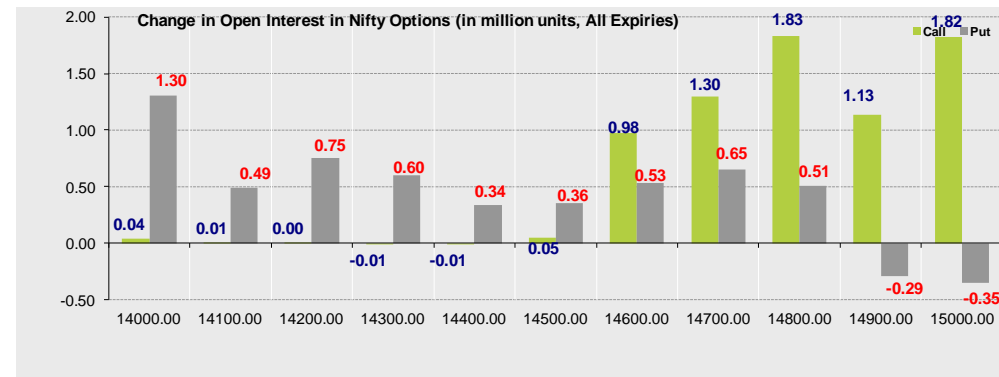
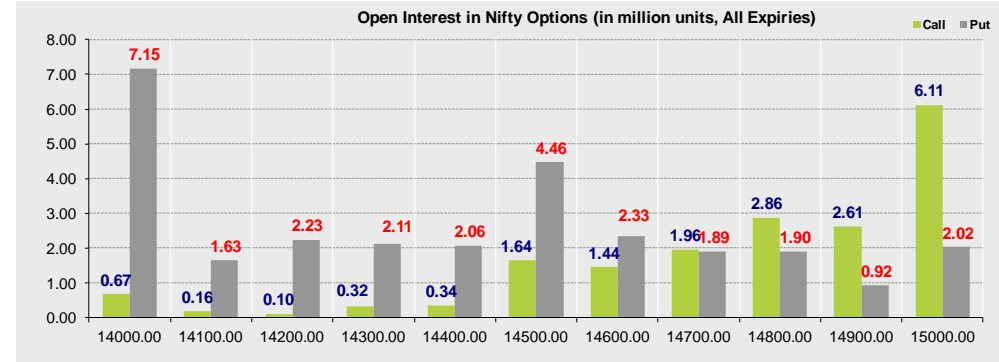
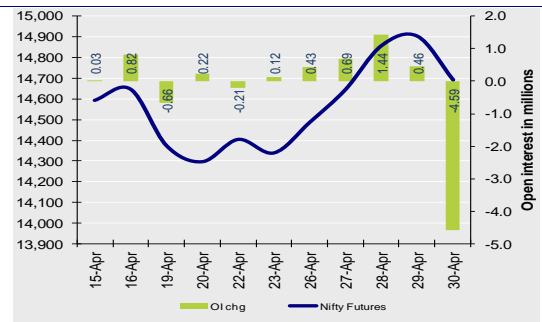
- Indian markets closed on a negative note where selling was mainly seen in Banking, Finance, Automobile sectors. Nifty May Future closed at 14690.80 (down 210.35 points) at a premium of 59.70 pts to spot.
- FII's were net sellers in Cash to the tune of 3465.07 Cr and were net sellers in index futures to the tune of 2963.21 Cr.
- India VIX decreased by 1.19% to close at 23.03 touching an intraday high of 23.77.

## Open Interest in Nifty Options:

### Nifty Futures Price v/s OI



### Nifty Futures Price v/s Change in OI



## Institutional Activity in previous trading session

(in Rs cr.)	Buy	Sell	Net
Index Futures	3742.21	6705.42	-2963.21
Index Options	256197.56	251336.27	4861.29
Stock Futures	15344.43	14683.46	660.97
Stock Options	12191.08	12713.52	-522.44
FII Cash	7,951.05	11,416.12	-3,465.07
DII Cash	5,761.78	4,342.47	1,419.31

## Net FII Activity (in Rs cr.)

Date	Idx Fut	Stk Fut	Idx Opt	Cash
30-Apr	-2963.2	661.0	4861.3	-3465
29-Apr	-648.3	481.2	2480.4	809
28-Apr	166.5	1368.3	-1616.6	766
27-Apr	-63.6	953.1	2028.9	-1455
26-Apr	1218.1	1210.5	901.7	-1112
23-Apr	-232.8	1296.6	310.0	-1361

- The above second chart shows previous trading day's change in Nifty options where Addition in OI were seen in 14800, 14700, 14600, 14000 strike Puts and at 14600, 14700, 14800, 15000 strike Calls indicating market is likely to remain under selling pressure in the near term.
- Highest OI build-up is seen at 15000 strike Call and 14000 strike Put, to the tune of 6.11mn and 7.15mn respectively.

## Outlook on Nifty:

- Index is likely to open on a negative note today and is likely to remain under selling pressure during the day.

## Technical Pivot (Intraday):

	S2	S1	PIVOT	R1	R2
NIFTY	14515	14605	14745	14835	14975
BANKNIFTY	32315	32605	33100	33390	33890

## Volume Buzzers (Contract wise)

Symbol	Current Volume	Volume Change	Price Chg	One Month Avg
MARICO	5916	1140%	0.0%	1236
SAIL	13578	1130%	5.2%	1623
APOLLOTYRE	10851	950%	4.4%	1818
SRTRANSFIN	9988	586%	-5.4%	3151
TATACHEM	15348	569%	3.4%	5058
WIPRO	20206	568%	0.6%	7522
GRASIM	8626	545%	4.0%	3357
SUNTV	11142	431%	5.0%	1573
AMBUJACEM	9748	345%	-1.9%	3215
CHOLAFIN	5062	321%	-3.1%	2532

## Stock Ideas

- TATASTEEL & RELIANCE calls of strike 1100 & 2100 respectively were amongst the most active Calls whereas BAJFINANCE & RELIANCE puts of strike 5000 & 1900 respectively were amongst most active Puts.
- ONGC & BATAINDIA are likely to show good strength whereas TCS & CUMMINSIND are likely to show weakness in today's trading session.

(Price is in Rs; OI is in million units; Price chg and OI chg are in percentage) **NB RESEARCH**

### Fresh Longs seen in:

Scrip	Price	Price chg	OI	OI Chg
ONGC	108.8	4.0	40.2	23.4
SAIL	119.1	5.2	125	22.4
NAVINFLUOR	3466.6	1.6	0.4	20.1

### Fresh Shorts seen in:

Scrip	Price	Price chg	OI	OI Chg
TCS	3056.0	-2.3	7.0	20.9
ESCORTS	1129.0	-0.3	3.2	18.0
AUBANK	1003.7	-10.5	3.3	15.8

### Short Covering seen in:

Scrip	Price	Price chg	OI	OI Chg
BATAINDIA	1368.2	0.9	1.2	-0.8
NMDC	156.0	0.6	44.0	-0.6
COALINDIA	133.5	3.7	35.2	-0.5

### Long Unwinding seen in:

Scrip	Price	Price chg	OI	OI Chg
CUMMINSIND	836.9	-2.9	1.0	-3.1
NAM-INDIA	341.0	-0.9	1.7	-1.4
PAGEIND	29620	-1.5	0.1	-1.2

### Technical Pivot (Intraday):

Script Name	S2	S1	PIVOT	R1	R2
ONGC	99	104	109	113	118
TCS	2972	3012	3077	3118	3183
BATAINDIA	1329	1350	1368	1390	1408
CUMMINSIND	817	828	846	857	875

## FROM THE EQUITY DERIVATIVE DESK:

**NIRAV HARISH CHHEDA**  
SENIOR DERIVATIVES AND TECHNICAL ANALYST  
E-Mail: nirav.chheda@nirmalbang.com  
Tel no: 6273-8199/8000

**AMIT BHUPTANI**  
DERIVATIVES AND TECHNICAL ANALYST  
E-Mail: amit.bhuptani@nirmalbang.com  
Tel no: 6273-8242/8000

## Disclaimer

Nirmal Bang Securities Private Limited (hereinafter referred to as "NBSPL") is a registered Member of National Stock Exchange of India Limited, Bombay Stock Exchange Limited and MCX stock Exchange Limited. We have been granted certificate of Registration as a Research Analyst with SEBI. Registration no. is INH000001766 for the period 23.09.2015 to 22.09.2020.

NBSPL or its associates including its relatives/analyst do not hold any financial interest/beneficial ownership of more than 1% in the company covered by Analyst (in case any financial interest is held kindly disclose)

NBSPL or its associates/analyst has not received any compensation from the company covered by Analyst during the past twelve months. NBSPL /analyst has not served as an officer, director or employee of company covered by Analyst and has not been engaged in market making activity of the company covered by Analyst.

The views expressed are based solely on information available publicly and believed to be true. Investors are advised to independently evaluate the market conditions/risks involved before making any investment decision.

Stock Name	Call (Buy/Sell)	Entry price	Targets	Stop Loss	Duration	Status

**NIFTY50 Options OI (CE OI = Resistance) (PE OI = Support)**

Symbol	Highest CE OI	Highest PE OI	CMP
ADANIPTS	800	700	731
ASIANPAINT	2600	2400	2543
AXISBANK	800	650	714
BAJAJ-AUTO	4000	3500	3850
BAJAJFINSV	12000	10000	11082
BAJFINANCE	6000	5000	5451
BHARTIARTL	600	500	539
BPCL	450	400	425
BRITANNIA	3600	3400	3434
CIPLA	1000	900	915
COALINDIA	140	130	133
DIVISLAB	4000	3800	4078
DRREDDY	6000	4500	5203
EICHERMOT	2600	2300	2430
GRASIM	1400	1400	1408
HCLTECH	1000	900	905
HDFC	2600	2300	2441
HDFCBANK	1500	1400	1419
HDFCLIFE	700	650	666
HEROMOTOCO	3000	2700	2826
HINDALCO	400	360	365
HINDUNILVR	2500	2300	2356
ICICIBANK	650	550	603
ITC	210	200	203
INDUSINDBK	1000	1000	933

**NIFTY50 Options OI (CE OI = Resistance) ( PE OI = Support)**

Symbol	Highest CE OI	Highest PE OI	CMP
INFY	1400	1300	1356
IOC	95	90	91
JSWSTEEL	750	600	718
KOTAKBANK	1800	1700	1748
LT	1400	1300	1347
M&M	800	700	756
MARUTI	7000	6000	6465
NESTLEIND	17000	16000	16405
NTPC	110	100	103
ONGC	115	100	109
POWERGRID	230	200	221
RELIANCE	2100	1800	2007
SBILIFE	950	900	934
SBIN	400	350	353
SHREECEM	30000	30000	28088
SUNPHARMA	700	600	658
TATACONSUM	700	650	672
TATAMOTORS	300	300	294
TATASTEEL	1100	900	1030
TCS	3200	3000	3056
TECHM	1100	900	963
TITAN	1600	1500	1493
ULTRACEMCO	7000	6000	6305
UPL	630	600	609
WIPRO	500	400	494



**DISCLOSURES**

Research Reports that are published by Nirmal Bang Securities Private Limited (hereinafter referred to as "NBSPL") are for private circulation only. NBSPL is a registered Research Analyst under SEBI (Research Analyst) Regulations, 2014 having Registration no. INH000001766. NBSPL is also a registered Stock Broker with National Stock Exchange of India Limited, BSE Limited, Metropolitan Stock Exchange of India Limited, Multi Commodity Exchange of India Limited, National Commodity and Derivative Exchange Limited and Indian Commodity Exchange Limited in cash and Equity and Commodities derivatives segments.

NBSPL has other business divisions with independent research teams separated by Chinese walls, and therefore may, at times, have different or contrary views on stocks and markets.

NBSPL or its associates have not been debarred / suspended by SEBI or any other regulatory authority for accessing / dealing in securities Market. NBSPL, its associates or analyst or his relatives do not hold any financial interest (Except Investment) in the subject company. NBSPL or its associates or Analyst do not have any conflict or material conflict of interest at the time of publication of the research report with the subject company. NBSPL or its associates or Analyst or his relatives may or may not hold beneficial ownership of 1% or more in the subject company at the end of the month immediately preceding the date of publication of this research report.

NBSPL or its associates / analyst has not received any compensation / managed or co-managed public offering of securities of the company covered by Analyst during the past twelve months. NBSPL or its associates have not received any compensation or other benefits from the company covered by Analyst or third party in connection with the research report. Analyst has not served as an officer, director or employee of Subject Company. NBSPL / analyst has not been engaged in market making activity of the subject company. Analyst Certification: The research analysts and authors of these reports, hereby certify that the views expressed in this research report accurately reflects my/our personal views about the subject securities, issuers, products, sectors or industries. It is also certified that no part of the compensation of the analyst(s) was, is, or will be directly or indirectly related to the inclusion of specific recommendations or views in this research. The analyst(s) principally responsible for the preparation of this research report and has taken reasonable care to achieve and maintain independence and objectivity in making any recommendations.

**DISCLAIMER**

This report is for the personal information of the authorized recipient and does not construe to be any investment, legal or taxation advice to you. NBSPL is not soliciting any action based upon it. Nothing in this research shall be construed as a solicitation to buy or sell any security or product,

or to engage in or refrain from engaging in any such transaction. In preparing this research, we did not take into account the investment objectives, financial situation and particular needs of the reader.

This research has been prepared for the general use of the clients of NBSPL and must not be copied, either in whole or in part, or distributed or redistributed to any other person in any form. If you are not the intended recipient you must not use or disclose the information in this research in any way. Though disseminated to all the customers simultaneously, not all customers may receive this report at the same time. NBSPL will not treat recipients as customers by virtue of their receiving this report. This report is not directed or intended for distribution to or use by any person or entity resident in a state, country or any jurisdiction, where such distribution, publication, availability or use would be contrary to law, regulation or which would subject NBSPL & its group companies to registration or licensing requirements within such jurisdictions.

The report is based on the information obtained from sources believed to be reliable, but we do not make any representation or warranty that it is accurate, complete or up-to-date and it should not be relied upon as such. We accept no obligation to correct or update the information or opinions in it. NBSPL or any of its affiliates or employees shall not be in any way responsible for any loss or damage that may arise to any person from any inadvertent error in the information contained in this report. NBSPL or any of its affiliates or employees do not provide, at any time, any express or implied warranty of any kind, regarding any matter pertaining to this report, including without limitation the implied warranties of merchantability, fitness for a particular purpose, and non-infringement. The recipients of this report should rely on their own investigations.

This information is subject to change without any prior notice. NBSPL reserves its absolute discretion and right to make or refrain from making modifications and alterations to this statement from time to time. Nevertheless, NBSPL is committed to providing independent and transparent recommendations to its clients, and would be happy to provide information in response to specific client queries.

Before making an investment decision on the basis of this research, the reader needs to consider, with or without the assistance of an adviser, whether the advice is appropriate in light of their particular investment needs, objectives and financial circumstances. There are risks involved in securities trading. The price of securities can and does fluctuate, and an individual security may even become valueless. International investors are reminded of the additional risks inherent in international investments, such as currency fluctuations and international stock market or economic conditions, which may adversely affect the value of the investment. Opinions expressed are subject to change without any notice. Neither the company nor the director or the employees of NBSPL accept any liability whatsoever for any direct, indirect, consequential or other loss arising from any use of this research and/or further communication in relation to this research. Here it may be noted that neither NBSPL, nor its directors, employees, agents or representatives shall be liable for any damages whether direct or indirect, incidental, special or consequential including lost revenue or lost profit that may arise from or in connection with the use of the information contained in this report.

Copyright of this document vests exclusively with NBSPL.

Our reports are also available on our website [www.nirmalbang.com](http://www.nirmalbang.com)